


QuantumFlux™ P0915-S-N Product Data Sheet

Pressurized UF Membrane Data Sheet

LG QuantumFlux™ UF hollow fiber membranes are manufactured using Polyvinylidene Fluoride(PVDF), ensuring exceptional chemical durability. Its wide range of module configurations enables users to select the optimal setup for new projects or seamlessly retrofit into existing installations.


Key Features & Benefits

Easy to Retrofit




Cost-effective and quality option to replace existing products

Excellent Chemical Durability




Excellent resistance to acids, caustics and oxidants

Optimized Module Internal Design



Minimized solid accumulation and membrane fouling

Outside-in Filtration



Versatile operation for a wider range of solid loadings

Material Specifications

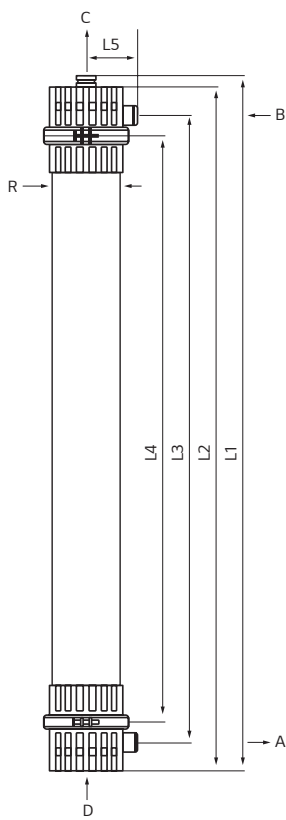
Membrane Material: PVDF (NIPS)		Pore Size: 0.04 µm
Housing Material: uPVC/ABS		Potting Material: Epoxy/Polyurethane

Demension Parameters

Filtration Surface Area (m ²) [ft ²]	51 [549]
Column Volume (L) [gal]	35 [9.2]
Empty Weight (kg) [lbs]	47 [104]
L1 (mm) [inches]*	1,860 [73.2]
L2 (mm) [inches]*	1,820 [71.7]
L3 (mm) [inches]*	1,630 [64.2]
L4 (mm) [inches]*	1,500 [59.1]
L5 (mm) [inches]*	180 [7.1]
R (mm) [inches]*	225 [8.9]

Port Configuration

Port A (mm) [inches]*	Feed/Discharge-DN50 [2]
Port B (mm) [inches]*	Concentrate-DN50 [2]
Port C (mm) [inches]*	Filtrate-DN50 [2]
Port D	Air Inlet-3/8"



Design and Operating Parameters

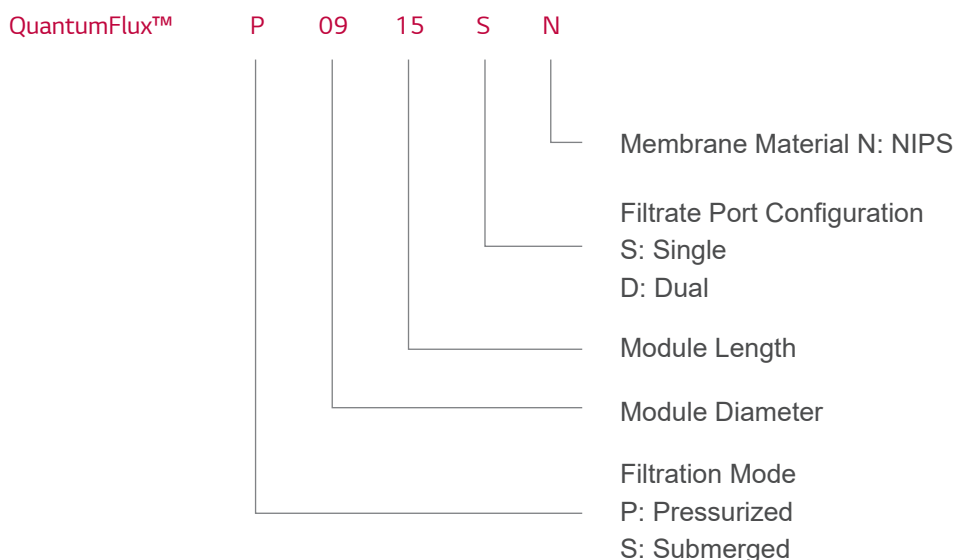
Typical Filtrate Flowrate (m ³ /hr) [gpm]	2.0–6.1 [8.9–26.9]
Filtration Mode	Outside-in
Typical Flux (LMH) [gfd] ¹	40–120 [25–70]
Operating Temperature (°C) [°F]	5–40 [41–104]
pH Range	Operating: 2–11; Cleaning: 1–12
Air Scour Flowrate (m ³ /hr/module) [cfm]	5–12 [2.9–7.1]
Instantaneous Chlorine Tolerance (ppm)	5,000
Maximum Lifetime Chlorine Tolerance (ppm-hrs)	2,000,000
Maximum Feed Turbidity (NTU) ²	300
Maximum Transmembrane Pressure (bar) [psi]	2.1 [30]
Maximum Feed Pressure (bar) [psi] ³	6.25 [90]
Oil Content in Feed Water (ppm)	< 0.5
Allowed Particle Size in Feed Water (mm) ²	≤ 0.3 ≤ 0.12 for Seawater Feeds

1. Flux selection depends on feed type and water quality. Please consult LG Water Solutions for flux selection.

2. Please consult LG Water Solutions for deviations.

3. At temperatures of 20°C.

Product Nomenclature



The product performance is expressly conditioned on Buyer's storing, installing, operating, and maintaining Product in accordance with industry accepted good practices and Seller's written instructions provided in the Seller's Technical Manual may be viewed and downloaded at www.lgwatersolutions.com information and data contained herein are Deemed to be accurate and reliable and are offered in good faith, but without guarantee of performance. LG Chem assumes no liability

for results obtained or damages incurred through the application of the information contained herein. Customer is responsible for determining whether the products and information presented herein are appropriate for the customer's use and for ensuring that customer's workplace and disposal practices are in compliance with applicable laws and other governmental enactments. Specifications subject to change without notice. QuantumFlux is the Trademark of LG Chem. All rights reserved. © LG Chem, Ltd.