

QuantumFlux™ P0915-IP

Product Data Sheet


Pressurized UF Membrane Data Sheet

LG QuantumFlux™ UF hollow fiber membranes are engineered with Polyvinylidene Fluoride (PVDF) chemistry through the TIPS* process, ensuring exceptional chemical and mechanical durability. Its wide range of module configurations enables users to select the optimal setup for new projects or seamlessly retrofit into existing installations.

*TIPS: Thermally Induced Phase Separation


Key Features & Benefits

Excellent Mechanical Durability




Exceptional mechanical strength reduces fiber breakage and extends fiber lifespan

Excellent Chemical Durability




Excellent resistance to acids, caustics and oxidants

Optimized Module Internal Design



Minimized solid accumulation and membrane fouling

Outside-in Filtration



Versatile operation for a wider range of solid loadings

Material Specifications

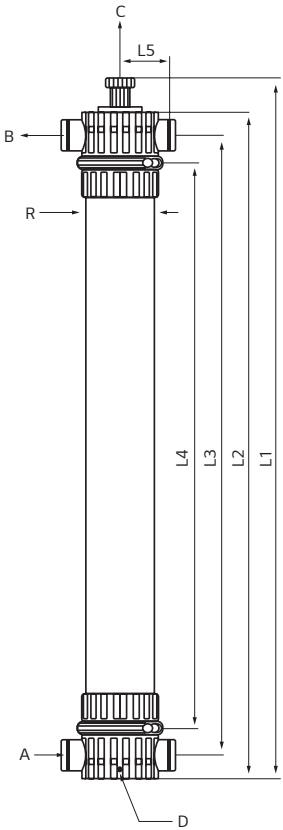
Membrane Material: PVDF (TIPS) | Pore Size: 0.04 µm
Housing Material: uPVC/ABS | Potting Material: Epoxy/Polyurethane

Demension Parameters

Filtration Surface Area (m ²) [ft ²]	51 [549]
Column Volume (L) [gal]	49 [12.9]
Empty Weight (kg) [lbs]	53 [116]
L1 (mm) [inches]*	1,988 [78.2]
L2 (mm) [inches]*	1,864 [73.4]
L3 (mm) [inches]*	1,689 [66.5]
L4 (mm) [inches]*	1,500 [59.1]
L5 (mm) [inches]*	180 [7.1]
R (mm) [inches]*	225 [8.9]

Port Configuration

Port A (mm) [inches]*	Feed/Discharge DN100 [4]
Port B (mm) [inches]*	Concentrate DN100 [4]
Port C (mm) [inches]*	Filtrate DN40 [1 1/2]
Port D	Air Inlet-3/8"



Design and Operating Parameters

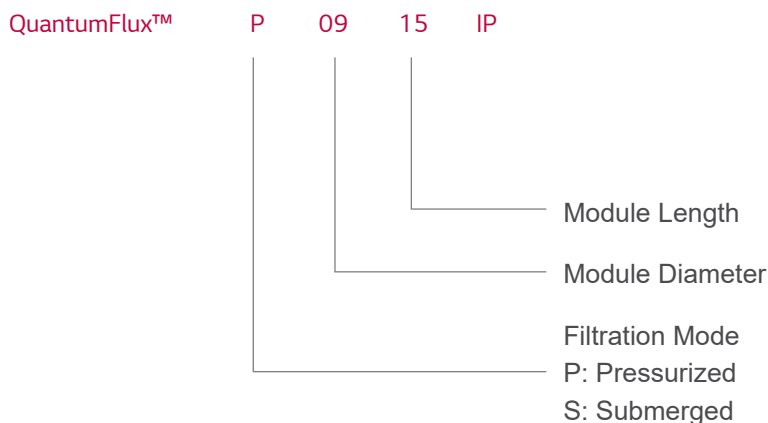
Typical Filtrate Flowrate (m ³ /hr) [gpm]	2.0–6.1 [8.9–26.9]
Filtration Mode	Outside-in
Typical Flux (LMH) [gfd] ¹	40–120 [25–70]
Operating Temperature (°C) [°F]	5–40 [41–104]
pH Range	Operating: 2-12; Cleaning: 1-14
Air Scour Flowrate (m ³ /hr/module) [cfm]	5–12 [2.9–7.1]
Instantaneous Chlorine Tolerance (ppm)	10,000
Maximum Lifetime Chlorine Tolerance (ppm-hrs)	3,000,000
Maximum Feed Turbidity (NTU) ²	300
Maximum Transmembrane Pressure (bar) [psi]	2.1 [30]
Maximum Feed Pressure (bar) [psi] ³	6.25 [91]
Oil Content in Feed Water (ppm)	< 2
Allowed Particle Size in Feed Water (mm) ²	≤ 0.5, ≤ 0.12 for Seawater Feeds

1. Flux selection depends on feed type and water quality. Please consult LG Water Solutions for flux selection.

2. Please consult LG Water Solutions for deviations.

3. At temperatures of 20°C.

Product Nomenclature



The product performance is expressly conditioned on Buyer's storing, installing, operating, and maintaining Product in accordance with industry accepted good practices and Seller's written instructions provided in the Seller's Technical Manual may be viewed and downloaded at www.lgwatersolutions.com information and data contained herein are Deemed to be accurate and reliable and are offered in good faith, but without guarantee of performance. LG Chem assumes no liability

for results obtained or damages incurred through the application of the information contained herein. Customer is responsible for determining whether the products and information presented herein are appropriate for the customer's use and for ensuring that customer's workplace and disposal practices are in compliance with applicable laws and other governmental enactments. Specifications subject to change without notice. QuantumFlux is the Trademark of LG Chem. All rights reserved. © LG Chem, Ltd.